



**CONTROL  
INSTRUMENTS**

AUTOMOTIVE

## *Water Pumps*



# INDEX

	<b>PAGES</b>
<u>APPLICATION GUIDE</u>	<b>4-24</b>
<u>PICTURE GUIDE</u>	<b>25-45</b>
ADE/MERC	25
ALFA	25
ASIA	25
AUDI	25-26
BEDFORD	26
BMC (AUSTIN)	26
BMW	26-27
CHEVROLET	27
CHRYSLER (INC JEEP)	27
DAEWOO	27-28
DAIHATSU	28
DODGE	28
FIAT	28
FORD	28-31
HONDA	31
HYUNDAI	31-32
ISUZU	32-33
IVECO	33
LAND ROVER (INC RANGE ROVER)	33
LEYLAND TRACTORS	33
MASSEY FERGUSON	33-34
MAZDA	34-35
MERCEDES	35-36
MITSUBISHI	36-37
NISSAN	37-39
OPEL	39-40
PEUGEOT	40
RENAULT	40
ROVER	40
SSANG YONG	40
SUZUKI	40-41
TOYOTA	41-44
TRIUMPH	44
VAUXHALL	44
VOLKSWAGEN	44-45
VOLVO	45
<u>OPEL IDENTIFICATION</u>	<b>3</b>
<u>WATER PUMP FITTING GUIDE</u>	<b>2</b>

ALL MANUFACTURERS NAMES AND NUMBERS ARE USED FOR REFERENCE PURPOSES ONLY.

# WATER PUMP FITTING GUIDE

The following instructions are intended as a general guide to assist in fitting your new water pump correctly and thus prevent premature failure. For specific removal/fitting instructions for your vehicle, please refer to the vehicle workshop manual.

1. The cooling system should be drained and flushed clean of sediment prior to the removal of the pump.
2. Remove the old water pump.
3. Clean out the housing where the water pump is to be fitted.
4. Remove the old gasket/sealing ring of sealant and ensure the mounting faces are clean and free from damage.
5. Mount a new gasket/sealing ring or apply special sealant to the mounting faces, fit the water pump then tighten the fixing bolts diagonally and progressively to the required torque.

**NOTE:-** WHERE A SILICONE BASED SEALANT IS USED, OBSERVE THE RECOMMENDED CURING TIMES, BEFORE FILLING THE COOLING SYSTEM.

6. Where a viscous fan coupling is fitted inspect the bearings for excessive wear and check for correct operation (refer to workshop manual).

**WARNING:-** FITTING A WORN VISCOUS COUPLING TO A NEW WATER PUMP, WILL RESULT IN PREMATURE FAILURE OF THE WATER PUMP BEARINGS DUE TO THE EXCESSIVE VIBRATION CREATED.

7. Check the drive pulleys for wear and distortion, replace as required.
8. Check the fanblades (where fitted) for distortion or missing or broken blades, which can cause out of balance forces, damaging the water pump bearings.
9. It is recommended that a new drive belt is fitted when replacing the water pump. Adjust the drive belt to the recommended tension. Do not over tighten the belt, which can overload the water pump bearings.
10. Check the water hoses and retaining clips are in good condition.
11. Anti-freeze or corrosion inhibitor to the recommended strength must be used when refilling the cooling system, to prevent sediment and corrosion build-up, which can damage the seal in the water pump.

**NOTE:-** PLAIN WATER ALONE MUST NOT BE USED

12. Ensure air locks are bled from the cooling system thoroughly and check for water leaks. (Initially a very small seepage from the seal may occur, this will evaporate and should not re-occur).
13. Start engine and run at idle speed until normal operating temperature is reached, re-check for water leaks and correct circulation of the coolant.
14. When the engine has cooled down re-check the water level.



It is strongly recommended that when a toothed timing belt pulley is being supplied as an integral part of a new water pump, or where the timing belt tension has been disturbed while fitting a new water pump, that the timing belt should also be replaced. This means that the tooth profile of both the new pulley and the timing belt will fully compliment each other safeguarding against premature or accelerated belt wear.

# OPEL IDENTIFICATION

**QCP1350**

61.90  
19.80  
19T

Timing Belt  
QTB314  
111 x 17mm

**QCP2189**

68.00  
21.13  
21T

Timing Belt  
QTB185  
111 x 20mm

**QCP2471**

62.23  
17.90  
19T

Timing Belt  
square tooth  
QTB128  
104 x 15mm

**QCP2512**

68.00  
21.13  
21T

with plate  
Timing Belt  
QTB185  
111 x 20mm

**QCP2513**

61.90  
19.80  
19T

with plate  
Timing Belt  
QTB192  
104 x 17mm

**QCP3058**

65.48  
21.00  
25T

Astra/Kadett 8 valve  
Timing Belt  
QTB380  
146 x 20mm

**QCP3059**

65.48  
26.00  
25T

Astra/Kadett 16 valve  
T. Belt QTB381  
176 x 24mm  
QTB423  
169 x 24mm

**QCP3084**

62.00  
21.00  
23T

Astra 160i 16v Ecotec Eng  
Timing Belt  
QTB588  
162 x 20mm

**QCP3386**

63.00  
21.00  
23T

Astra 180i 16v Ecotec Eng  
Timing Belt  
QTB588  
162 x 20mm

**QCP4001**

68.00  
26.00  
21T

Timing Belt  
QTB242  
141 x 24mm

HUB I.D	HUB Ø	TEETH	PART NO
17.90	62.23	19	QCP2471
19.80	61.90	19	QCP1350
19.80	61.90	19	QCP2513 with plate
21.00	62.00	23	QCP3084
21.00	63.00	23	QCP3386
21.00	65.48	25	QCP3058
21.13	68.00	21	QCP2189
21.13	68.00	21	QCP2512 with plate
26.00	65.48	25	QCP3059
26.00	68.00	21	QCP4001

PLEASE NOTE HUB PHOTOGRAPHS ARE FOR REF ONLY AND DO DIFFER FROM PUMP TO PUMP.



## ADE /MERC ENGINES SEE PAGE 25 FOR ILLUSTRATIONS

<b>ADE314</b>	<b>82 on</b>		<b>QCP7600</b>
<b>ADE352/352T</b>	<b>82 on</b>	(87.5 mm dia impellor)	<b>QCP7604</b>
<b>ADE352/352T</b>	<b>82 on</b>	(95 mm dia impellor)	<b>QCP7606</b>
<b>ADE355</b>			<b>QCP7605</b>
<b>ADE364</b>			<b>QCP7607</b>
<b>ADE366</b>		(95 mm dia impellor)	<b>QCP7611</b>
<b>ADE407</b>		(135 mm dia impellor)	<b>QCP7608</b>
<b>ADE422,423,424</b>		(125 mm dia impellor)	<b>QCP7609</b>

## ALFA SEE PAGE 25 FOR ILLUSTRATIONS

<b>Alfasud 1200,1300,1500 Ti</b>	<b>72-82</b>		<b>QCP982</b>
<b>Alfetta 1600, 1800, GT</b>	<b>70-74</b>	(5 Hole Pulley)	<b>QCP4000</b>
<b>Alfetta 1600, 1800, GT</b>	<b>75-76</b>	(Plain Pulley)	<b>QCP3002</b>
<b>Alfetta</b>	<b>81-85</b>	(Electric Rev Counter)	<b>QCP7000</b>
<b>Alfetta 159i, 2000 cc</b>	<b>84-85</b>		<b>QCP4030</b>
<b>Alfa 33</b>	<b>83-85</b>		<b>QCP982</b>
<b>GTV 2.5/3.0 V6</b>	<b>82-85</b>		<b>QCP4031</b>
<b>Berlina 2000, GTV, Spyder</b>	<b>72-75</b>	(5 Hole Pulley)	<b>QCP4000</b>
<b>Giulietta 1800</b>	<b>80-85</b>	(Plain Pulley)	<b>QCP3002</b>
<b>Giulietta</b>	<b>81-85</b>	(Electric Rev Counter)	<b>QCP7000</b>

## ASIA SEE PAGE 25 FOR ILLUSTRATIONS

<b>Rocsta 2.2 HT &amp; ST Dsl</b>	<b>96 on</b>		<b>QCP3078</b>
-----------------------------------	--------------	--	----------------

## AUDI SEE PAGE 25-26 FOR ILLUSTRATIONS

<b>80GL 1500, 1600</b>	<b>72-81</b>		<b>QCP952</b>
<b>100 2.0, 2.2, 2.3L</b>	<b>90 on</b>		<b>QCP2645</b>
<b>100 L, LS, GL, S &amp; Coupe</b>	<b>68-77</b>		<b>QCP908</b>
<b>100 LS, GL, GLS 5E</b>	<b>78 on</b>		<b>QCP2083</b>
<b>100 GL, GLS, 200</b>	<b>77-78</b>	(Extra by pass hose and smaller flange)	<b>QCP2022</b>
<b>400 1800 4 cyl.</b>	<b>87-91</b>		<b>QCP2453</b>
<b>500 2.1, 500SE 2.2, 500E</b>	<b>78 on</b>		<b>QCP2083</b>
<b>500SE 2.2 5 cyl.</b>	<b>To 92</b>	"WC Eng"	<b>QCP2645</b>
<b>500E, 500SE 2.3L</b>	<b>92-95</b>	"AAR" inline 5 cyl.	<b>QCP3093</b>
<b>500SEL V6 2.8</b>	<b>92-95</b>	"AAH" Eng.	<b>QCP4051</b>
<b>A3 1.8, 1.8T</b>	<b>98 on</b>	"AGN AGU" Eng.	<b>QCP3306</b>



## AUDI *SEE PAGE 25 -26 FOR ILLUSTRATIONS*

A4 1.8, 1.8E 20v, 1.8T	8.95 on	"ADR"Eng. 20v, "AEB" (with back hsng plate)	QCP3212 QCP3212BH
A4 2.4i V6 30v DOHC	6.98 on	"AGA" Eng.	QCP3213
A4 2.6i	94-98	"ABC" Eng.	QCP3213
A4 2.8i V6	95-97	"AAH" Eng.	QCP3213
A4 2.8 5 Valve V6	97 on	"ACK" Eng.	QCP3213
A6 2.4 V6 30v DOHC	9.97 on	"AGA" Eng.	QCP3213
A6 2.6i	94-97	"ABC" Eng.	QCP4051
A6 2.8i V6,2.8iE	94-97	"AAH" Eng.	QCP4051
A6 2.8 V6 30v	97 on	"ACK" Eng.	QCP3213

PLEASE CHECK THE PICTURES OF THE WATER PUMPS FOR AUDI A4/A6/A8 BEFORE FITTING  
AS SOME MODELS MIGHT TAKE A DIFFERENT PUMP THAN LISTED, DEPENDING ON CHASSIS NUMBER.

## BEDFORD *SEE PAGE 26 FOR ILLUSTRATIONS*

J4, J5, J6 Series (300 Petrol Eng. with Alt.)	70 on	(Pump uses double pulley without back plate)	QCP935
TK, KK Series (200, 220, 330 Dsl. Eng. with Alt.)	71-77		QCP935

## BMC *SEE PAGE 26 FOR ILLUSTRATIONS*

Austin A55	89-65		QCP178
Austin Mini, Marina 1300	59-84		QCP3709P
Austin Marina 1750	74-79		QCP968
Austin Marina 1800, MG, MGB GT 1800 Twin Cam	74-79		QCP738

## BMW *SEE PAGE 26-27 FOR ILLUSTRATIONS*

2500, 2800, 3.0L, 525, 528, 530	68-77		QCP2478
<b><u>E12 5 SERIES</u></b>			
518, 520/4 & Auto	to 85		QCP990
518i	to 85	(M10B18 Eng.)	QCP2358
520/6 & Auto	to 85	(M60 Eng.)	QCP1559
525, 528, 528i, 530, 535i & Auto	to 85	(Viscous Fan)	QCP2477
<b><u>E28 5 SERIES</u></b>			
520i 6 cyl	86-89	(M20B20 Eng.)	QCP2154
528i, 535i	85-89	(M30 Eng.)	QCP2477



## **BMW** SEE PAGE 26-27 FOR ILLUSTRATIONS

### **E30 3 SERIES**

316, 318i & Auto	86-89	(M10 Eng., Viscous Fan)	QCP2358
316i, 318i & Auto	89-92	(M40 Eng.)	QCP4004
320i, 323i, 325i & Auto	to 9.87	(M20 Eng., Viscous Fan)	QCP2154
320i, 323i, 325i & Auto	9.87 -92	(M20 Eng.)	QCP4005
333i & Auto	85-87	(M30 Eng., Viscous Fan)	QCP2477

### **E34 5 SERIES**

520i, 525i & Auto 6 cyl.	89-90	(M20 Eng.)	QCP4005
520i, 525i & Auto 6 cyl.	90-96	(M50 Eng.)	QCP4029
535i & Auto 6 cyl.	89-94	(M30 Eng., Viscous Fan)	QCP2477

### **E36 3 SERIES**

316, 318i & Auto	92-96	(M40 Eng.)	QCP1560
318iS & Auto	96-99	(M44 Eng.)	QCP3067
320i, 325i, 328i & Auto	92-96	(M50 Eng.)	QCP4029
635ci 6 cyl.	84-89	(Viscous Fan)	QCP2477
728, 730 Series	78-80		QCP2478
733i, 735i	81-92	(Viscous Fan)	QCP2477

### **DIESEL**

320d, 325tds, 525 dsl	96 on		QCP3069
-----------------------	-------	--	---------

## **CHEVROLET** SEE PAGE 27 FOR ILLUSTRATIONS

Ascona 1300	79-81	(Viscous Fan)	QCP954
Chevy II 6 cyl., Chev 2300, 2500	62-65		QCP577A
Chevy 3800, 4100	72-78	(Viscous Fan)	QCP577C
Chevair, GL, Berlina	78-82		QCP577A
Commodore/Constantia 6 cyl. 4.1L	72-82		QCP577A
Firenza 1300	73-82	(Viscous Fan)	QCP954
Firenza 2.5, Hatch 1900	71-75		QCP577A
Kommando	69-77	(230/250 Eng. with Air Con.)	QCP577A
Rekord 2.3L	79-81		QCP577A
"C" Series LDV	63-67	(292,250 Eng.)	QCP577A
V8 265,283,350 327,400 Eng.	55-67	(Low bridge)	QCP4898
V8 307,327,350 Eng.	70 on	(High bridge)	QCP4992

## **CHRYSLER** SEE PAGE 27 FOR ILLUSTRATIONS

Valiant, Rustler, Regal etc. 6 cyl.	65-78		QCP578
Jeep Cherokee 2.5 pet., 3.9 6cyl	95 on		QCP7060



## **DAEWOO** SEE PAGE 27-28 FOR ILLUSTRATIONS

Cielo 1500	96-98		QCP2513
Espero 1.8	96-98		QCP4001
Lanos 1.6 16v	97 on	DOHC	QCP2213
Nubira 1.6 SX	97 on		QCP2211
Nubira 2.0 CDX	97 on		QCP3059

## **DAIHATSU** SEE PAGE 28 FOR ILLUSTRATIONS

Charade & Turbo	83-85		QCP3052
Charade GII	84-85		QCP3052A

## **DODGE** SEE PAGE 28 FOR ILLUSTRATIONS

Avenger 1600 GL	75-79		QCP735
Avenger	74-75	(Peugeot Eng.)	QCP566

## **FIAT** SEE PAGE 28 FOR ILLUSTRATIONS

124S	74-77		QCP1017
128 1100, 1300 & Rally	69-78	(Pump and housing)	QCP2106
128 1100, 1300 & Rally	69-78	(Pump only)	QCP766
131 Mirafiori	74-78		QCP991
131 Rally, 132 GLS, 1600/1800 GL	74-80		QCP1017
2000 Elita, Strada	75-80		QCP1017
Espresso P. Van	93-96	(Without housing)	QCP4007
Uno 1100 Fire	90-98		QCP4006
Uno 1400 Pacer,	90-4.95	(Without housing)	QCP4007
Uno 1400 Pacer,	5.95 on	(Without housing)	QCP4032
Uno 1400 Turbo	90-98	(Pump and housing)	QCP2106
Uno 1400 Turbo	90-98	(Pump only)	QCP766
Palio, Siena 1.2	2000 on		QCP3207
Palio, Siena 1.6 16v	2000 on		QCP3208

## **FORD** SEE PAGE 28-31 FOR ILLUSTRATIONS

Anglia 105E	59-67		QCP181
Capri 3000 V4/V6	66-72	(With back plate and pipe)	QCP932
Capri 3000 V4/V6	66-72	(Without back plate, with pipe)	QCP550





**FORD** SEE PAGE 28-31 FOR ILLUSTRATIONS

Cortina 1200, 1300, 1500, 1600	62-70		QCP181
Cortina Mk III 1600 OHV	71-77		QCP730
Cortina Mk IV 2000	77-80		QCP2526
Cortina 1600	80-83	(Viscous Fan)	QCP2085
Cortina 2000 OHC	80-83		QCP2525
Cortina 2500, 3000 V6	71-84	(With back plate and pipe)	QCP932
Cortina V4/V6	71-84	(Without back plate, with pipe)	QCP550
Corsair	63-67	(Straight four)	QCP181
Escort all models	70-81		QCP730
Escort 1300, 1600 FWD	81-85		QCP2181
Escort 1300, 1600, XR3, XR3i	82-86	(90° bend on outlet pipe)	QCP2304
Escort 1.3L OHV	83-86	(Kent motor)	QCP985
Escort 1400i	95 on	(CHV/PTE Eng.)	QCP2527
Escort 1600 Sport	80-85	(Viscous Fan)	QCP2085
Escort 1600i GL & GLE, 1800 GLI	95 on	(Zetec Eng.)	QCP2889
Escort 1.8i TDi Turbo Dsl.	97-98	(Endura DE Eng.)	QCP3274
Escort 2000 RS OHC	78-80		QCP2526
Falcon/Fairmont 4.0L		See Page 45 for Illustration	QCP7954
Fiesta, Flair 1.3i	97-98	(Endura Eng.)	QCP121
Fiesta, Flair/Flite 1.4i	7.98 on	(PTE Eng.)	QCP2527
Granada 2000	79-80		QCP2526
Granada 2000 GL, GLE	80-85	(Viscous Fan)	QCP2525
Granada V6	72-86	(With back plate and pipe)	QCP932
Granada V6	72-86	(Without back plate, with pipe)	QCP550
Laser 1.3, Meteor 1.3 GL, L	86-89	(E3 Eng.)	QCP2468
Laser 13, Meteor/Tracer 13	91 on	(B3 Eng.)	QCP3079
Laser 1400L, Meteor 1400LX	89-92	(CVH Eng.)	QCP2527
Laser 1500GL, Meteor GLS & Sport	86-89	(E5 Eng.)	QCP2468
Laser, Meteor 1600 GL & Sport	89-92	(CVH Eng.)	QCP2085
Laser 16, Meteor/Tracer 16	91-95	(F6 SOHC Eng.)	QCP2590
Laser TX & 1600i & Meteor 1600GLi	86-96	(B6i Eng.), (B6 Eng.)	QCP3079
Laser 2.0 & Meteor 2.0 GLE	91-93	(FE SOHC Eng.)	QCP2590
Laser 2.0i RS & Meteor 2.0 GLI	91-94	(FE DOHC Eng.) (25 tooth hub)	QCP4013
Mondeo 1.8i TDi LX Turbo Dsl.	97-98	(Endura TD Eng.)	QCP3100
Mondeo 1.8i LX, 2.0i CLX	97 on	(Zetec Eng.)	QCP2990
Sapphire 1.6 GL	89-93		QCP2085
Sapphire 2.0L, GLE, GLEA	89-93		QCP2525
Sapphire 3.0L V6	89-93	(With back plate, no pipe)	QCP933
Sierra 1600	83-89	(Viscous Fan)	QCP2085



**FORD** SEE PAGE 28-31 FOR ILLUSTRATIONS

Sierra 2000 OHC	83-93	(Viscous Fan)	QCP2525
Sierra 2.3 V6	83-86	(German Eng.)	QCP2087
Sierra XR6 V6	83-93	(With back plate, no pipe)	QCP933
Sierra XR6 V6	83-93	(Without back plate, with pipe)	QCP550
Telstar 2.0GL, GLE	93-97	(FS Eng.)	QCP7168
Telstar 2.0GLi V6, 2.5 Ghia V6	93-96	(KF/KL Eng.) (Eng. 14300-14899)	QCP7169
Telstar 2.0GLi V6, 2.5 Ghia V6	96	(KF/KL Eng.) (Eng. 14900 on)	QCP7170
V8	66-68	(289/302 Eng.)	QCP4028
V8	66 on	(289 Eng.aluminium hsg.)	QCP4819
V8	72 on	(351 Cleveland Eng.)	QCP4932
V8	72 on	(302, 351 Windsor Eng.)	QCP4953
V8	70 on	(352,390,427 Eng.)	QCP4951

**FORD (LDV)** SEE PAGE 28-31 FOR ILLUSTRATIONS

Bantam 1300 FWD	83-86	(Kent Motor)	QCP985
Bantam 1300, Explorer	84 on	(B3 Eng.)	QCP3079
Bantam 1400, 1600	86-93	(CVH Eng.)	QCP2527
Bantam 1.6i	93 on	(B6 Eng.)	QCP3079
Bantam, Courier 1600	86 on	(F6 Eng.)	QCP2590
Courier 1800	91-96	(F8 Eng.) (20 tooth hub)	QCP4017
Courier 2000 Petrol	86-91		QCP2590
Courier 2.2	91-96	(F2 Eng.) (20 tooth hub)	QCP4017
Courier 2.2 Dsl.	86-96	(R2 Eng.)	QCP3078
Courier/Ranger 2.5 Dsl.	97 on	(WL Eng.)	QCP2599
Courier 3000 V6,3400	86 on	(With back plate, no pipe)	QCP933
"D" Series	65 on	(240, 254, 330, 360, 380 Eng.)	QCP537
F250	69 on	(250 Eng.)	QCP4960
F250 F Series 6 cyl.	69-71	(240/300 Eng.) 68 mm Housing	QCP987
F250 F Series 6 cyl.	69-71	(240/300 Eng.) 89 mm Housing	QCP4155
Husky 1800	85-87	(4G62 Eng.)	QCP2908
Husky 2000 OHC	86-96	(4G63 Eng.)	QCP2031
"K", "M" Series 1.5-3 Ton,Thames	62-73		QCP552
Ranger 2.6	99 on		QCP7178
Spectrum	91 on	(F2 Eng.) (20 tooth hub)	QCP4017
Triton 0510, 0610	85 on	(4G54 Eng.)	QCP4044
Triton 0608	86 on	(ADE 236 Eng.)	QCP950



**FORD (TRACTORS)** SEE PAGE 28-31 FOR ILLUSTRATIONS

<b>Dexta 2000, Major 4000, Super Major</b>			
<b>5000, 8000, 8600, 8700, 9600, 9700</b>	<b>64-71</b>		<b>QCP598</b>
<b>3600, 4600, 5600, 6600, 7000</b>	<b>66 on</b>	<b>(7A Series)</b>	<b>QCP598</b>
<b>Fordson Tractors</b>	<b>68 on</b>		<b>QCP173</b>
<b>2610, 4610</b>	<b>82-86</b>		<b>QCP598</b>
<b>4830/2,4830/4,5030/2,5030/4</b>			<b>QCP594</b>
<b>With Double Pulley</b>		<b>without cover</b>	<b>QCP592</b>

**HONDA** SEE PAGE 31 FOR ILLUSTRATIONS

<b>Ballade 1300</b>	<b>83-85</b>		<b>QCP2307</b>
<b>Ballade 130/150 All Models 4 cyl.</b>	<b>84-89</b>		<b>QCP2410</b>
<b>Civic Coupe 1.6</b>	<b>96 on</b>	<b>("V TEC" DOHC)</b>	<b>QCP7148</b>
<b>CRX 1.6</b>	<b>91-93</b>	<b>(DOHC)</b>	<b>QCP7148</b>
<b>CRV 2.0L</b>	<b>97 on</b>		<b>QCP4067</b>
<b>Odyssey 2.2</b>	<b>97-98</b>		<b>QCP4066</b>
<b>150 16v SOHC</b>	<b>89-92</b>	<b>(D1588 Eng.)</b>	<b>QCP1481</b>
<b>150 Luxline, Encore 16v SOHC</b>	<b>92-96</b>	<b>(D15B3 Eng.)</b>	<b>QCP7148</b>
<b>150i, 160i 1600, FWD DOHC</b>	<b>85-89</b>	<b>(EW3, ZC1 Eng.)</b>	<b>QCP4024</b>
<b>160i 16v SOHC &amp; DOHC</b>	<b>89-92</b>	<b>(D16A7, DA588 Eng.)</b>	<b>QCP1481</b>
<b>160i Luxline SOHC, 160E DOHC</b>	<b>92-96</b>	<b>(D16A7, DA16A9 Eng.)</b>	<b>QCP7148</b>
<b>180i,E DOHC 16v</b>	<b>92 on</b>	<b>(B18B3 Eng.)</b>	<b>QCP7143</b>

**HYUNDAI** SEE PAGE 31-32 FOR ILLUSTRATIONS

<b>Accent 1.3XS, 1500CS, CSi, RS</b>	<b>94 on</b>	<b>(SOHC Eng.)</b>	<b>QCP2433</b>
<b>Atoz</b>	<b>99 on</b>		<b>QCP2970</b>
<b>Elantra 1.6 (4G61 Eng. Early type)</b>	<b>93-94</b>	<b>(Mitsubishi DOHC Eng.)</b>	<b>QCP2971</b>
<b>Elantra 1.6 GLS 16v</b>	<b>94-96</b>	<b>(DOHC Eng.)</b>	<b>QCP2972</b>
<b>Elantra 1.8 GLi, Sonata 2.0 GL, GLS</b>	<b>94-96</b>	<b>(DOHC Eng.)</b>	<b>QCP2973</b>
<b>Elantra/Accent 1.6 GLS, 1800 GLS</b>	<b>5-95 on</b>	<b>(Beta, J2 DOHC Eng.)</b>	<b>QCP2974</b>
<b>S Coupe 1.5 LS, GT</b>	<b>94-95</b>	<b>(SOHC Eng.)</b>	<b>QCP2433</b>
<b>Sonata 3.0 GLS V6</b>	<b>94 on</b>		<b>QCP4055</b>
<b>2.5i TD</b>	<b>97 on</b>	<b>(D4BF, 4D56 Eng.)</b>	<b>QCP2704</b>
<b>2.6i Dsl.</b>	<b>97 on</b>	<b>(D4BB Eng.)</b>	<b>QCP7447</b>

**ISUZU** SEE PAGE 32-33 FOR ILLUSTRATIONS

<b>ADE 364</b>		<b>(OM364 Eng.)</b>	<b>QCP7607</b>
----------------	--	---------------------	----------------



**ISUZU** SEE PAGE 32-33 FOR ILLUSTRATIONS

<b>Chev Luv OHC, KB 20, KB 21</b>	<b>75-88</b>	(G161Z Eng.)	<b>QCP2050</b>
<b>JCR 360</b>	<b>79-84</b>	(6BDi Eng.)	<b>QCP7030</b>
<b>KBD 20 21 Series Dsl.</b>	<b>78-81</b>		<b>QCP3032</b>
<b>KBD 21</b>	<b>81-86</b>	(C190 Eng.)	<b>QCP4011</b>
<b>KB 22 1800</b>	<b>83-89</b>	(G180Z Eng.)	<b>QCP2050</b>
<b>KBD 22/LE</b>	<b>83-89</b>	(C2.2 Dsl Eng.)	<b>QCP4011</b>
<b>KB 23 Petrol</b>	<b>84-85</b>	(G200Z Eng.)	<b>QCP2050</b>
<b>KBD 23 &amp; LE</b>	<b>87-89</b>	(4JA Eng.)	<b>QCP4015</b>
<b>KB 24 &amp; LE</b>	<b>87-89</b>	(4ZD1 Eng.)	<b>QCP4014</b>
<b>KBD 25 Dsl.</b>	<b>79-81</b>		<b>QCP3032</b>
<b>KB 26, 27</b>	<b>81-83</b>	(G161Z-G180Z Eng.)	<b>QCP2050</b>
<b>KBD 26, 27</b>	<b>81-89</b>	(C190, C2.2 Dsl. Eng.)	<b>QCP4011</b>
<b>KB 28</b>	<b>84-86</b>	(G200Z Eng.)	<b>QCP2050</b>
<b>KBD 28 Dsl.</b>	<b>87-89</b>	(4JA Eng.)	<b>QCP4015</b>
<b>KB 29</b>	<b>87-89</b>	(4ZD1 Eng.)	<b>QCP4014</b>
<b>KBD 40 Series Dsl.</b>	<b>79-81</b>		<b>QCP3032</b>
<b>KB 41</b>	<b>81-84</b>	(G161Z-G180Z Eng.)	<b>QCP2050</b>
<b>KBD 41 1951cc, 2238cc</b>	<b>81-84</b>	(C190 Eng.)	<b>QCP4011</b>
<b>KB 42 1800</b>	<b>83-89</b>	(G180Z Eng.)	<b>QCP2050</b>
<b>KBD 42 2.2</b>	<b>84-89</b>	(C223 Dsl. Eng.)	<b>QCP4011</b>
<b>KB 43</b>	<b>84-86</b>	(G200Z Eng.)	<b>QCP2050</b>
<b>KB 44 &amp; LE</b>	<b>87-89</b>	(4ZD1 Eng.)	<b>QCP4014</b>
<b>KB 160 Fleetside</b>	<b>89-95</b>	(4ZA1 Eng.)	<b>QCP3062</b>
<b>KB 200</b>	<b>94 on</b>	(4ZC1 Eng.)	<b>QCP4016</b>
<b>KB 230 SWB &amp; LWB, 4x4</b>	<b>89-95</b>	(4ZD1 Eng.)	<b>QCP4014</b>
<b>KB 250D SWB &amp; LWB, 4x4</b>	<b>89 on</b>	(4JA1 Eng.)	<b>QCP4015</b>
<b>KB 260</b>	<b>92 on</b>	(4ZE1 Eng.)	<b>QCP4012</b>
<b>KB 280 Dsl &amp; Turbo</b>	<b>93 on</b>	(4JB1, 4JB1-T Eng.)	<b>QCP4015</b>
<b>KB 320 Trooper</b>	<b>98 on</b>	(6VD1 Eng.)	<b>QCP7044</b>
<b>Relay 2.0L Petrol</b>	<b>88 on</b>	(4ZC1 Eng.)	<b>QCP4016</b>
<b>SBR 422, 422B</b>	<b>76-82</b>	(6BB1 Eng.)	<b>QCP7030</b>
<b>TFR-TFS 1 Ton 1.6 Petrol</b>	<b>89-92</b>	(4ZA1 Eng.)	<b>QCP4016</b>
<b>TFR-TFS 1 Ton 2.3 &amp; LE Petrol</b>	<b>89-92</b>	(4ZD1 Eng.)	<b>QCP4014</b>
<b>TXD 45, 55</b>	<b>80-86</b>	(6BD1 Eng.)	<b>QCP7030</b>
<b>WFR Panel Van &amp; Microbus 2000</b>	<b>83 on</b>	(4ZB1 Eng.)	<b>QCP3062</b>



## **IVECO** SEE PAGE 33 FOR ILLUSTRATIONS

Turbo Daily Series All 4 cyl.	95 on	(Without auto fan)	<b>QCP1048</b>
Turbo Daily Series All 4 cyl.	95 on	(With auto fan)	<b>QCP2112</b>

## **LANDROVER** (inc. Rangerover) SEE PAGE 33 FOR ILLUSTRATIONS

Series IIA, III 2.25L Petrol, Dsl.	61-83	(up to Eng. 90654450C)	<b>QCP216</b>
V8 PU110 3.5 8 cyl. Petrol Eng.	84 on		<b>QCP2584</b>
90, 110 V8 Petrol	83 on	(no airconditioner)	<b>QCP2586</b>
110 2.5 Petrol & Dsl.	to 86	(no airconditioner)	<b>QCP2580</b>
Defender 300 TDi	83 on		<b>QCP1086</b>
Defender V8 3.5	93 on		<b>QCP2614</b>
Defender 90,110 2.8i CSW	97 on	(BMW 2.8 Eng. M52)	<b>QCP4029</b>
Discovery 300 TDi	83 on		<b>QCP1086</b>
Discovery V8 3.5l	93 on		<b>QCP2614</b>
Freelander 1.8i	98 on		<b>QCP2743</b>
Freelander 2.0 TDI	98 on		<b>QCP3125</b>
Range Rover V8	81-85	(with air conditioner)	<b>QCP2585</b>
Range Rover V8 3.5 PU110	84 on		<b>QCP2584</b>
Range Rover 4.2	93 on		<b>QCP2614</b>

## **LEYLAND** SEE PAGE 33 FOR ILLUSTRATIONS

285, 455, 470 Tractors	64-68		<b>QCP568</b>
------------------------	-------	--	---------------

## **MASSEY FERGUSON** SEE PAGE 33-34 FOR ILLUSTRATIONS

FE 35 3 cyl.	62-64		<b>QCP521</b>
MF 65/4	58-62	(192 Eng.)	<b>QCP522</b>
MF 65 MkII/4	60-64	(203 Eng.)	<b>QCP522</b>
MF 133 Mk III Dsl.	71 on		<b>QCP961</b>
MF 135/3	64-70	(152 Eng.)	<b>QCP521</b>
MF 135 Mk III Dsl.	71 on	(from 152UA5276D Eng.)	<b>QCP961</b>
MF 148 Mk III Dsl.	71 on	(3.152 Eng.)	<b>QCP961</b>
MF 165/4	64-67	(203 Eng.)	<b>QCP522</b>
MF 165/4	71-73	(212 Eng.)	<b>QCP950</b>
MF 175/4	64-67	(236 Eng.)	<b>QCP950</b>
MF 175/178 Dsl.	74 on	(4.248 Perkins Eng.)	<b>QCP950</b>
MF 240 Dsl.		(3.152-522354 Eng.)	<b>QCP961</b>
MF 265, MF275		(4.236-193552 Eng.)	<b>QCP950</b>



**MASSEY FERGUSON** SEE PAGE 33-34 FOR ILLUSTRATIONS

<b>MF 290,590</b>	(4.248-387020 Eng.)	<b>QCP950</b>
<b>MF 565,675</b>	(4.236 Eng.)	<b>QCP950</b>

**MAZDA** SEE PAGE 34-35 FOR ILLUSTRATIONS

<b>Astina /Etude all models</b>	<b>95-99</b>		<b>QCP7171</b>
<b>MX6 2.5 V6 6 cyl. DOHC 24V</b>	<b>93-95</b>	(from KL 14300-14899 Eng.)	<b>QCP7169</b>
<b>MX6 2.5 V6 6 cyl. DOHC 24V</b>	<b>93-95</b>	(from KL 14900 Eng. on)	<b>QCP7170</b>
<b>Soho 121 1.3i</b>	<b>97-98</b>	(Endura Eng.)	<b>QCP121</b>
<b>Soho 1.4i</b>	<b>7.98 on</b>	(PTE Eng.)	<b>QCP2527</b>
<b>323 1300,1400</b>	<b>77-81</b>		<b>QCP2051</b>
<b>323 1600</b>	<b>79-81</b>		<b>QCP2023</b>
<b>323 1.3, 1.5</b>	<b>81-88</b>	(B3/E3/E5 Eng.)	<b>QCP2468</b>
<b>323 130 Sting</b>	<b>91-95</b>	(B3,Eng.)	<b>QCP3079</b>
<b>323 Midge 130,160, 160i, 160iSE</b>	<b>95 on</b>	(B3,F6 Eng.)	<b>QCP3079</b>
<b>323 1.6 EG i</b>	<b>85-88</b>	( B6 Eng.)	<b>QCP3079</b>
<b>323 1600 SL,160 Hatch, Sting</b>	<b>89-95</b>	(F6 Eng.) (Half Round Tooth)	<b>QCP2590</b>
<b>323 2.0 EG i, SLi, SLE, 200e 8V</b>	<b>89-95</b>	(FE Eng.)	<b>QCP2590</b>
<b>323 200i 16v DOHC</b>	<b>91-94</b>	(FE Eng.) (25 tooth hub)	<b>QCP4013</b>
<b>616 Capella,1800 Capella</b>	<b>71-79</b>	(Piston Eng.)	<b>QCP904</b>
<b>626 1.6S</b>	<b>83-89</b>	(F6 Eng.) (square tooth)	<b>QCP1401</b>
<b>626 L 1800 8V SOHC</b>	<b>89-92</b>	(F8 Eng.) (20 tooth hub)	<b>QCP4017</b>
<b>626 2.0 SL, SLX Coupe</b>	<b>83-89</b>	(FE Eng.) (square tooth)	<b>QCP1401</b>
<b>626 2.0 SL, SLE, SLI, SLX SOHC 12V</b>	<b>89-92</b>	(FE Eng.) (20 tooth hub)	<b>QCP4017</b>
<b>626 2.0i, 2000EGi DOHC 16V</b>	<b>89-92</b>	(FE Eng.) (25 tooth hub)	<b>QCP4013</b>
<b>626 EG i Esquire &amp; SLi</b>	<b>86-90</b>	(FE Eng.) (Hal Round Tooth)	<b>QCP2590</b>
<b>626 2.0i 4 cyl. 16V Medium/High</b>	<b>93-96</b>	(FS Eng.)	<b>QCP7168</b>
<b>626 2.0 16V</b>	<b>6.98 on</b>		<b>QCP7168</b>
<b>626 2.0 i, 2.5i V6 6 cyl. 24V</b>	<b>93-96</b>	(KF, KL Eng.)	<b>QCP7169</b>
<b>626 2.0 i, 2.5i V6 6 cyl. 24V</b>	<b>96</b>	(KF, KL from 14900 on Eng.)	<b>QCP7170</b>

**MAZDA (LDV)** SEE PAGE 34-35 FOR ILLUSTRATIONS

<b>B1600, B1800</b>	<b>71-86</b>		<b>QCP904</b>
<b>B1600,B1800</b>	<b>86 on</b>	(F6/F8 Eng.)	<b>QCP2590</b>
<b>B2000</b>	<b>82-86</b>	(MA Eng.)	<b>QCP3044</b>
<b>B2000</b>	<b>86-90</b>	(FE Eng.)	<b>QCP2590</b>
<b>B2200 Dsl.</b>	<b>83-86</b>	(S2 Eng.)	<b>QCP7139</b>
<b>B2200 Dsl.</b>	<b>86 on</b>	(R2 Eng.)	<b>QCP3078</b>



**MAZDA (LDV)** SEE PAGE 34-35 FOR ILLUSTRATIONS

<b>B2200 Petrol</b>	<b>91 on</b>	(FE Eng.) (20 tooth hub)	<b>QCP4017</b>
<b>B2500 Dsl.</b>	<b>97 on</b>	(WL Eng.)	<b>QCP2599</b>
<b>B2600 Drifter 4 x 4</b>	<b>88-95</b>	(4G54 Eng.)	<b>QCP4044</b>
<b>B2600 Drifter Petrol</b>	<b>99 on</b>		<b>QCP7178</b>
<b>B3000 Magnum V6 Pet.</b>	<b>86 on</b>	No pipe with b/plate	<b>QCP933</b>
<b>B3400</b>	<b>98 on</b>	(with b/plate & pipe)	<b>QCP932</b>
<b>E3000 4 cyl. dsl.</b>	<b>79-81</b>		<b>QCP7134</b>
<b>Marathon 2.2</b>	<b>91 on</b>	(FE Eng.) (20 tooth hub)	<b>QCP4017</b>
<b>Rustler 130</b>	<b>94 on</b>	(B3 Eng.)	<b>QCP3079</b>
<b>Rustler 1400, 1600</b>	<b>86-94</b>	(CVH-LUC Eng.)	<b>QCP2527</b>
<b>Rustler 160</b>	<b>94 on</b>	(F6 Eng.)	<b>QCP2590</b>
<b>Rustler 160i</b>	<b>94 on</b>	(B6 Eng.)	<b>QCP3079</b>
<b>T2000 "VA" 4 cyl. Petrol</b>	<b>81-85</b>		<b>QCP7134</b>
<b>T3000 "HA" Dsl.</b>	<b>81-86</b>		<b>QCP7135</b>
<b>T3500</b>	<b>93 on</b>	(Zimbabwe SL Eng.)	<b>QCP3500</b>

**MERCEDES** SEE PAGE 35-36 FOR ILLUSTRATIONS

<b>190E 1.8, 2.0, 2.3</b>	<b>93-94</b>		<b>QCP4027</b>
<b>200</b>	<b>68-76</b>	(4 holes in hub)	<b>QCP995</b>
<b>200 (W123 Series)</b>	<b>80-85</b>	(Up to Eng. 123429 Manual)	<b>QCP2350</b>
		(Up to Eng. 36024 Automatic)	
<b>200 (W123 Series)</b>	<b>80-85</b>	(From Eng. 123430 Manual)	<b>QCP2354</b>
		(From Eng. 36025 Automatic)	
<b>200 (W124 Series)</b>	<b>86-90</b>		<b>QCP1408</b>
<b>200E (W124 Series)</b>	<b>89-93</b>		<b>QCP4027</b>
<b>220, 230</b>	<b>68-76</b>	(4 holes in hub)	<b>QCP995</b>
<b>230E (W123 Series)</b>	<b>80-85</b>	(Up to Eng. 123429 Manual)	<b>QCP2350</b>
		(Up to Eng. 36024 Automatic)	
<b>230E (W123 Series)</b>	<b>80-85</b>	(From Eng. 123430 Manual)	<b>QCP2354</b>
		(From Eng. 36025 Automatic)	
<b>230E (W124 Series)</b>	<b>86-88</b>		<b>QCP1408</b>
<b>230E (W124 Series)</b>	<b>89-93</b>		<b>QCP4027</b>
<b>240D, 250</b>	<b>68-76</b>	(4 holes in hub)	<b>QCP995</b>
<b>250E (W126 Series)</b>	<b>79 on</b>		<b>QCP1550</b>
<b>250S, SE</b>	<b>65-68</b>	(Short Body)	<b>QCP994</b>
<b>260E (W124 Series)</b>	<b>86-93</b>		<b>QCP4025</b>
<b>280</b>	<b>68-72</b>	(Long Body, 4 holes in hub)	<b>QCP995</b>
<b>280, 280E, 280CE</b>	<b>72 on</b>	(Short Body)	<b>QCP994</b>



**MERCEDES** SEE PAGE 35-36 FOR ILLUSTRATIONS

280E (W126 Series)	79 on		QCP1550
300D (W124 Series)	86-89		QCP1435
300SE, SEL	65-68		QCP994
300E (W124 Series)	86-93		QCP4025
300SE (W126 Series)	86-93	(Short by pass pipe)	QCP4002
350 V8,450SL, SLC	75-80		QCP2376
380SE V8 (W126 Series), 500SE	81 on		QCP4003
C180,C200,C220 2.2,C230 2.3	94 on		QCP4033
C230 Kom.,CLK230, SLK200/230	96 on		QCP3105
C250 Turbo Dsl.	96 on		QCP1435
C280 6 cyl.	94 on		QCP4034
E200, E220, E230	93-98		QCP4033
C240, E240 V6	98 on		QCP4035
E280	96-97		QCP4034
E280 V6, CLK320	97 on		QCP4035
E320, S320	93-97		QCP4034
E320 V6,E430 V8, ML320 V6	97 on		QCP4035
S420 V8,S500 V8	93-99		QCP4035

**MERCEDES BENZ (TRUCKS)** SEE PAGE 35-36 FOR ILLUSTRATIONS

OM 314 Eng./ADE 314	62 on		QCP7600
OM 352 Eng./ADE 352	67 on	(87.5mm dia. hub)	QCP7604
OM 352 Eng./ADE 352		(95mm dia. hub)	QCP7606
OM 366/366A Eng./ADE 366	89 on		QCP7611
OM 355/96 Eng.	67 on		QCP7605
OM 364 Eng./ADE 364T			QCP7607
OM401/402/403/407, V6,V8,V10	80 on	(OM 401,402,403,to Eng.129660)	
		(OM 407 to Eng. 017997)	QCP7608
OM422,423,424/ADE422,423,424		(125mm Impellor)	QCP7609
Sprinter 2.5 Dsl.	96 on	(OM 601/602 Eng)	QCP1435

**MITSUBISHI** SEE PAGE 36-37 FOR ILLUSTRATIONS

Colt Galant 1600 GL	77-84	(4G32 Eng.)	QCP2023
Colt Galant 2000 GLX, 2600	77-84	(4G52, 4G54 Eng.)	QCP2024
Tredia 1400	83-86	(4G12 Eng.)	QCP2433
Tredia 1600	83-86	(4G32 Eng.)	QCP2509
Tredia 1800 SL	83-86	(3 tapped holes in base) (4G62)	QCP2031





## **MITSUBISHI** SEE PAGE 36-37 FOR ILLUSTRATIONS

Tredia 1800 SLX, Turbo	83-86 (2 tapped holes in base) (4G62)	QCP2908
1800 Pick Up & D.S.	84-87 (4G62 Eng.)	QCP2031

## **MITSUBISHI (LDV)** SEE PAGE 36-37 FOR ILLUSTRATIONS

Canter 2.6 L Petrol	83-96 (4G54 Eng.)	QCP4044
Canter 33 Dsl.	83-87 (4D31 Eng.)	QCP2830
Canter 2.4L Petrol FC633EL	97 on (4G64 Eng.)	QCP4065
Canter 3.6L 3.5 Ton FE645E6	12.96 on (4D32-2A Eng.)	QCP4068
Canter 3.9i, 3.9 Turbo 4 Ton	99 on (4D34 Eng.)	QCP4068
Colt 1600	94-97 (4G32 Eng.)	QCP2509
Colt 2000	94-98 (3 tapped holes in base) (4G63)	QCP2031
Colt 2.0L, 2.0i, 2.4i	98 on	QCP4065
Colt 2500 Dsl.	94 on (4D56 Eng.)	QCP2704
Colt 2600	94 on (4G54 Eng.)	QCP2024
Colt 2800	99 on (4M40 Eng.)	QCP7317
Colt 3000	98 on (6G74 Eng.)	QCP4071
L300 1600	82-85 (4G32E Eng.)	QCP2023
L300 1800 2.0L	83 on (4G62,4G63 Eng)	QCP2031
Pajero iO 1.6	99 on	QCP4069
Pajero iO 1.8	99 on	QCP4070
Pajero 2.5 Dsl,Shogun,Challenger,	(Fully Imported models)	
	91 on (4D56 Eng.) <b>SEE PAGE 22</b>	QCP7447
Pajero 2.8 Turbo dsl	96 on (4M40 Eng.)	QCP7317
Pajero 3.0 GLS	92-98 (Pump only) (6G72 Eng.)	QCP4036
Pajero 3.2 dsl	4.99 on (4M41 Eng.)	QCP7317
Pajero 3.5 GLS petrol	95 on (6G74 Eng.)	QCP4072
Pajero 3.5 SWB V6 SOHC	4.99 on (6G74 Eng.)	QCP4071
Rodeo 3.0L 6cyl. DOHC Petrol Eng.	94 on	QCP4036
Starwagon S,SL & SLE 2.0L	86 on (4G63 Eng)	QCP2031

## **NISSAN** SEE PAGE 37-39 FOR ILLUSTRATIONS

Bluebird 1200	61-63	QCP597
1000, 1200, GX, Deluxe & Coupe	66-75	QCP788
1300, 1600, 1800	69-74	QCP752
2300, 2400 6 cyl.	69 on	QCP754
120Y	75-80	QCP788
140Y, Coupe GX only, 200L	75-80	QCP752



**NISSAN** SEE PAGE 37-39 FOR ILLUSTRATIONS

140Y OHV	80 on		QCP788
200SX 1.8	91-95		QCP2612
240C, 240Z, 260C, 280,300C	72-85		QCP754
Langley 1500 Mdls,Exa Mdls	83-88	(E15 OHC Eng.)	QCP2328
Laurel 2.8, 2.8SGL	80-87		QCP754
Maxima 300SE	91-96	(VG30E Eng.)	QCP4022
Maxima QX-32 All	99 on		QCP7069
Primera 160 Si	98 on	(GA16DE Eng.)	QCP4023
Primera 200 Si,GSi,STi	98 on	(SR20DE Eng.)	QCP4026
Pulsar De Luxe, GX 1400 OHV	80-84		QCP788
Pulsar 1300, Panache 1500	82-87	(E13/E15 Eng.)	QCP2328
Resort 1800 OHC	82-83	(Fixed Viscous Fan)	QCP3049
Sabre 160 GX, GXi	94 on	(GA16DE/DS Eng.)	QCP4023
Sabre 200 GXi	94 on	(SR20DE Eng.)	QCP4026
Sentra 1.3 GL, 1.6 Models	87-92	(E13S,E16S, E16E Eng.)	QCP2328
Sentra 140/160	92-97	(GA14DS/GA16DS Eng.)	QCP4023
Sentra 140/160	97 on	(GA14DNE/GA16DNE Eng.)	QCP4023
Sentra 1.8i Twin Cam 16V	89-92	(CA18DE Eng.)	QCP2612
Sentra 200 STI	92 on	(SR20DE Eng.)	QCP4026
Sentra 200 STI	95 on	(SR20DET Eng.)	QCP7072
Sentra 200	95 on	(20DNE Eng.)	QCP4026
Skyline 1.8L, 2.0GL	82-87	(Fixed Viscous Fan)	QCP3050
Skyline 2.8L GLX, GTX All 6 cyl.	82-87		QCP754
Skyline New Era 2.0 GL, GLE	87-92	(CA20 Eng.)	QCP4019
Skyline New Era 2.0/3.0	87-92	(RB20/30E Eng.)	QCP4020
Stanza 1600, 1800	80-84		QCP752
Stanza 1800 OHC	80-84	(Fixed Viscous Fan)	QCP3049

**NISSAN (LDV)** SEE PAGE 37-39 FOR ILLUSTRATIONS

1 Tonner 1600, 1800	88-95	(L16S-J & L18S-R Eng.)	QCP3050
1 Tonner 1600, 2000	95 on	(NA16S, NA20S Eng.)	QCP4058
1 Tonner 2.4 LWB	88 on	(Z24 Eng.)	QCP3050
1 Tonner 2.5 Dsl.	85-6.97	(TD25 Eng.135 c to c mntg holes)	QCP4008
1 Tonner 2.7 Dsl.	90-6.97	(TD27 Eng.135 c to c mntg holes)	QCP4008
1 Tonner 2.7, 3.2 Dsl.	6.97 on	(TD27/QD32 Eng.144 c to c mntg holes)	QCP7075

(please note that fully imported vehicles fitted with the TD27 eng. take a different pump which we don't offer)



## NISSAN (LDV) SEE PAGE 37-39 FOR ILLUSTRATIONS

1 Tonner 3000 V6 2x4	90 on	(VG30E Eng.)	QCP4009
1 Tonner 3000 V6 4x4	90 on	(VG30E Eng.)	QCP4010
1200, 1400	74 on		QCP788
1500, 521/620 Series	70-75	(J15 Eng.)	QCP597
1800 LDV OHC	82-88		QCP752
2200 LDV Dsl.	82-85	(SD22 Eng.)	QCP3048
2300 LDV Dsl.	85-88	(SD23 Eng.)	QCP3048
2.4 Petrol Hardbody	2000 on	(KA24E Eng.)	QCP7077
Caball 240 Series	66-75	(H20 Eng.)	QCP3011
Cabstar 20 3.2 Dsl	99 on	(QD32 Eng.)	QCP7075
Cabstar "ZZ" 3.0T, 3.5T, 3.5TL	08.99 on	(FD46 Eng.)	QCP7078
Cabstar 35,40 Series	91 on	(FD35T Eng.)	QCP7071
Cabstar 4.2 Dsl	99 on	(FD46 Eng.)	QCP7078
E20 Panel Van, Bus 1500	73-77		QCP597
E20 1800 OHC	82 on		QCP752
E20 Panel Van	67-73	(HD20 Eng.)	QCP3011
Junior 2200	66-75	(HD20 Eng.)	QCP3011
Patrol 4.2 Dsl.	98 on	(TD42 Eng.)	QCP4063
Patrol 4.5 Dsl.	98 on	(TB45E Eng.)	QCP4062
Sani 2200	86-88	(Z22 Eng.)	QCP754
Terrano II TDi 2.7 Dsl	11.98 on	(TD27 Eng. 144 c to c mntg holes)	QCP7075
Tracker 2200 4x4	85-88	(Z22 Eng.)	QCP754

## OPEL SEE PAGE 39-40 FOR ILLUSTRATIONS

Ascona 1.3 FWD	82-85		QCP2471
Ascona 1.6, 1.8 GSi	83-87		QCP2189
Astra 140, 160 Models	93-98	(Hub top 62mm, 20mm I.D.)	QCP1350
Astra 160i 16V (Ecotec Eng.)	99 on	(Hub top 62mm, 21mm I.D.)	QCP3084
Astra 180iE 16V	11.95-4.98	(Hub top 65mm, 26mm I.D.)	QCP3059
Astra 180i 8V	93-10.97	(Hub top 65mm, 21mm I.D.)	QCP3058
Astra 180i 16V	11.96-10.98	(Hub top 65mm, 26mm I.D.)	QCP3059
Astra 180i 16V (Ecotec Eng.)	99 on	(Hub top 63mm, 21mm I.D.)	QCP3386
Astra 200i/Estate 8V	93-98	(Hub top 65mm, 21mm I.D.)	QCP3058
Astra 200iE 16V, 200TS	93-4.98	(Hub top 65mm, 26mm I.D.)	QCP3059
Astra 2.0 16V (Ecotec Eng.)	99 on	(Hub top 65mm, 26mm I.D.)	QCP3059
Commodore 2.8,3.0E 6 cyl.	82-88		QCP2100
Corsa 130i,140i,160i Utility	97 on		QCP1350
Corsa 170D Dsl. Bakkie	98 on	(4EE1 Isuzu Eng.)	QCP3168



## **OPEL** SEE PAGE 39-40 FOR ILLUSTRATIONS

<b>Cub 140, 160 Models</b>	<b>90-93</b>		<b>QCP1350</b>
<b>Kadett 1100</b>	<b>62-65</b>	(German Eng.)	<b>•QCP541</b>
<b>Kadett 1100</b>	<b>66-73</b>	(SA Eng.)	<b>•QCP786</b>
<b>Kadett 1.2 FWD</b>	<b>80-84</b>		<b>QCP2062</b>
<b>Kadett 1.3 FWD</b>	<b>80-85</b>		<b>QCP2471</b>
<b>Kadett 140i, iS, 160i, iS</b>	<b>93-98</b>		<b>QCP1350</b>
<b>Kadett 1.6 FWD, 1.8 GTE &amp; "T" Car</b>	<b>82-87</b>		<b>QCP2189</b>
<b>Kadett 180 GSi</b>	<b>90-93</b>		<b>QCP2512</b>
<b>Kadett 180iS 16V</b>	<b>11.96 on</b>	(Hub top 65mm, 26mm I.D.)	<b>QCP3059</b>
<b>Kadett 2.0 GSi 16V DOHC</b>	<b>89-93</b>	(XEH Eng.)	<b>QCP4001</b>
<b>Kadett 200iS 8V</b>	<b>93-98</b>	(Hub top 65mm, 21mm I.D.)	<b>QCP3058</b>
<b>Manta 1600/1900</b>	<b>70-76</b>		<b>QCP2100</b>
<b>Monza 1.6 GLS, 160 GSi SOHC</b>	<b>86-93</b>		<b>QCP2513</b>
<b>Monza 1.8 GLX, GLi, 2.0 L GLi</b>	<b>86-93</b>		<b>QCP2512</b>
<b>Monza 200 CD 16V DOHC</b>	<b>90-93</b>	(XE Eng.)	<b>QCP4001</b>
<b>Rekord 2.0 L</b>	<b>80-88</b>	(81.5 & 94mm Impeller Dia.)	<b>QCP2100</b>
<b>Rekord 2.0, 2.2L &amp; GLS Berlina 4 cyl.</b>	<b>84-90</b>	(without Aircon. with Visc. clutch)	<b>QCP2300</b>
<b>Rekord 2.0, 2.2L &amp; GLS Berlina 4 cyl.</b>	<b>84-90</b>	(with Aircon. with Visc. clutch)	<b>QCP2300AC</b>
<b>Rekord "V" Models 2.0 GLE, GLi</b>	<b>88-91</b>		<b>QCP2512</b>
<b>Rekord 3.8i, 380i V6</b>	<b>91-95</b>		<b>QCP7348</b>
<b>Senator 2.8L, 3.0L 6 cyl.</b>	<b>82-86</b>		<b>QCP2100</b>

• while stocks last

## **PEUGEOT** SEE PAGE 40 FOR ILLUSTRATIONS

<b>404 ,504</b>	<b>60-77</b>	(Non Auto Clutch Fan)	<b>QCP566</b>
<b>404</b>	<b>70-78</b>	(Auto Fan)	<b>QCP567</b>
<b>505, SR, STi</b>	<b>80-85</b>		<b>QCP2344</b>

## **RENAULT** SEE PAGE 40 FOR ILLUSTRATIONS

<b>R5, R5LS, R5LSS</b>	<b>75-85</b>		<b>QCP957</b>
<b>R9, TL, GTL, TSE, R11</b>	<b>83-86</b>		<b>QCP2466</b>
<b>Clio1.4RT</b>	<b>98 ON</b>		<b>QCP3228</b>
<b>Clio 1.6 16V</b>	<b>98 ON</b>		<b>QCP3299</b>
<b>Espace 2.0L</b>	<b>96-97</b>		<b>QCP2661</b>
<b>Laguna 1.6, 1.8, 2.0L</b>	<b>98 ON</b>		<b>QCP2661</b>
<b>Megane 1.4</b>	<b>98 ON</b>		<b>QCP3228</b>
<b>Megane 1.6RT, 1.6RN</b>	<b>97 ON</b>		<b>QCP3227</b>



## **ROVER** SEE PAGE 40 FOR ILLUSTRATIONS

**SDE, SDS 8 cyl. 78-84 QCP2095**

## **SSANG YONG** SEE PAGE 40 FOR ILLUSTRATIONS

**Musso Dsl. 602 5 cyl. 3.8 95 on QCP1435**

## **SUZUKI** SEE PAGE 40-41 FOR ILLUSTRATIONS

**ST90 800cc, SJ410, Jeep 4x4 83-89 QCP2991**

**SJ413, Jeep 1.3, Samurai 4 x 4 1.3 87 on QCP2950**

**Vitara 1600 96 on QCP3036**

## **TOYOTA** SEE PAGE 41-44 FOR ILLUSTRATIONS

**Camry 200i, Si, 220Si, SEi 93 on (3S, 5S-FE Eng.) QCP2978**

**Camry 300 SEi V6 93-10.97 (3VZ-FE Eng.) QCP4045**

**Camry 300 SEi V6 11.97 on (1MZ-FE Eng.) QCP7392**

**Conquest 1300S, GS 12V 85-94 (2E Eng.) QCP2597**

**Conquest 130, 130 Sport, GLE 94 on (2E Eng.) (with fan pulley) QCP7384**

**Conquest 1600LS, RS 16V Sport 88-93 (4A-F Eng.) QCP4018**

**Conquest 160i RS 16V 93 on (4A-FE Eng.) QCP4046**

**Conquest RSi TC16 DOHC 88-93 (4A-GE Eng.) (pump only) QCP3081**

**Conquest 1600 RSi 20V 97 on (4A-GE Eng.) (pump only) QCP2597**

**Conquest 180i, 180 RSi 93 on (7A-FE Eng.) (pump only) QCP4043**

**Corolla 1200 KE20 70-76 (3K Eng.) QCP797**

**Corolla 1300 80-85 (4K Eng.) QCP2135**

**Corolla 1300 84-85 (4KE Eng.) (with viscous fan) QCP3074**

**Corolla 1300 FWD 84-88 (2A-L Eng.) (pump only) QCP3071**

**Corolla 1300, 130 12V 85 on (2E Eng.) QCP2597**

**Corolla 130, 130 GLE 94 on (2E Eng.) (with fan pulley) QCP7384**

**Corolla 1600, Coupe 75-85 (2T Eng.) QCP798**

**Corolla 1600 80-83 (2TB Eng.) QCP2172**

**Corolla 1600 FWD 84-88 (4A-L Eng.) (pump only) QCP3071**

**Corolla 1600 88-93 (4A-F Eng.) QCP4018**

**Corolla 160 Models DOHC 93 on (4A-FE Eng.) QCP4046**

**Corolla 1600 16V 88-93 (4A-GE Eng.) (pump only) QCP3081**

**Corolla 160i RSi 20V 97 on (4A-GE Eng.) (pump only) QCP2597**

**Corolla 1800 80-85 (3T Eng.) QCP2172**

**Corolla 180 Models DOHC 93 on (4A-FE Eng.) QCP4043**



**TOYOTA** SEE PAGE 41-44 FOR ILLUSTRATIONS

<b>Corolla Sprinter 1600, Avante GLi</b>			
16V Twin Cam	86-93	(4A-GEL Eng.) (pump only)	QCP3081
Corolla Sprinter 160i	93 on	(4A-FE Eng.)	QCP4046
Corolla Sprinter 180i	93 on	(7A-FE Eng.) (pump only)	QCP4043
Corona 1600, 1700, 1900	68-77	(6/7/8R Eng.) (Small visc. clutch)	QCP759svc
Corona 1600, 1700, 1900	68-77	(6/7/8 R Eng.) (No viscous clutch)	QCP759
Corona 1800, 2000	72-77	(16/18R Eng.) (Large viscous clutch)	QCP759LVC
Cressida 4 cyl. RX30, 31	76-86	(3T Eng.)	QCP3020
Cressida 1800 Is, 2.0 GS & Exec.	86-89	(2Y, 3Y Eng.)	QCP3063
Cressida 2000 GL	81-86	(18R Eng.)	QCP3020
Cressida 2000 GLi-6	83-89	(1G-E Eng.)	QCP3076
Cressida 2000 GLi-6 24V	89-92	(1G-FE Eng.)	QCP4040
Cressida 2000 GL, GLE, GLX	81-84	(21R Eng.)	QCP3030
Cressida 2.0 L, 2.4 L	84-92	(21R/22R Eng.)	QCP3077
Cressida 2.8i DOHC	84-89	(5M-GE Eng.)	QCP3072
Cressida 3.0 GLS & 3.0i ECT	89-92	(7M-GE Eng.)	QCP4021

**TOYOTA (LDV)** SEE PAGE 41-44 FOR ILLUSTRATIONS

<b>1C, 2C Imported Dsl. Engines</b>			QCP2613
Coaster Dsl.	78-80	("H" Eng.)	QCP7251
Coaster 4 cyl.	83 on	(ADE 314)	QCP7279
Corolla 1200, KE20 Panel Van	76-82	(3K Eng.)	QCP1013
Corolla 1600 S/W, Panel Van	84 on	(4A Eng.)	QCP4053
Dyna "BU" Series Dsl.	78-83		QCP7251
Dyna "BU211" 3 Ton Dsl.	83-88	(14B Eng. 68 mm hub)	QCP7281
Dyna 11B 89-96, 13B,14B	95 on	(11B,13B,14B Eng.)	QCP7396
Dyna 15B 4.1	05.99 on	(15B Eng.)	QCP7398
Dyna 2B Dsl. 4 Cyl.	83 on	(79 mm hub)	QCP7279
Dyna Dsl. 6 cyl.	78-80	("H" Eng.)	QCP7251
Dyna 5R	78-86	(44.5mm hub, no timing chain)	QCP2028
Dyna 2.0l, 6-094 2.2 Petrol	85 on	(3Y, 4Y Eng.)	QCP3063
Hi-Ace 1500, 1600	69-77	(2R, 12R Eng.)	QCP959*
Hi-Ace Super 10	82 on	(18R Eng.)	QCP3041
Hi-Ace 1800, 200, 2200	83 on	(2Y, 3Y, 4Y Eng.)	QCP3063
Hi-Lux Long Body	75-87	(12R Eng.)	QCP2027
Hi-Lux 1600, 1800, 2000, 2200	83 on	(1Y, 2Y, 3Y, 4Y Eng.)	QCP3063
Hi-Ace, Hi-Lux 2000	10.98 on	(1RZ Eng.)	QCP4052

\* WHILE STOCKS LAST



**TOYOTA (LDV)** SEE PAGE 41-44 FOR ILLUSTRATIONS

Hi-Lux 2200 Dsl.	80-86	(L Eng.)	QCP3046
Hi-Lux 2.2 Raider	92 on	(4Y Eng.)	QCP3063
Hi-Lux 2.4 Petrol	94 on	(22R Eng.)	QCP3077
Hi-Lux 2.4 Dsl.	85 on	(2L Eng.)	QCP3073
Hi-Ace, Hi-Lux 2700i	10-98 on	(3RZ-FE Eng.)	QCP4050
Hi-Lux 2.8 4x4 Dsl., 3000 Dsl.	95 on	(3L, 5L Eng.)	QCP4047
Landcruiser 3.6 Dsl.	78-80	(HJ Eng.)	QCP7247
Landcruiser 3.9L 6 cyl. Petrol	71-80	(F Eng.)	QCP7245
Landcruiser HJ47 3.9 Dsl. 6 cyl.	81-85	(2H Eng.Direct Type)	QCP7330
Landcruiser 3.9L DLX 6 cyl. Petrol, Models FJ-62-FJ7	85 on	(with oil cooler) (3F Eng.)	QCP4042
Landcruiser 3.9L DLX 6 cyl. Petrol	85-90	(direct type) (3F Eng.)	QCP4041
Landcruiser 4.0L (Late model)	90-92	(3F Eng.)	QCP4057
Landcruiser FJ45 4.2L 6 cyl. Petrol	77-85	(2F Eng.Direct Type)	QCP2025
Landcruiser 4.2 6 cyl. Dsl.	92-95	(IHZ Eng.)	QCP3189
Landcruiser 4.5 6 cyl. Petrol	92 on	(1FZ-F Eng.)	QCP4048
Landcruiser 100 Series HDJ100, HZJ105	98 on		QCP3189
Landcruiser 100 Series UZJ100	98 on	(2UZ-FE Eng.)	QCP4054
Landcruiser 100 Series FZJ100	98 on	(1FZ-FE Eng.)	QCP4056
RAV 4 2.0L	95 on	(3S-FE Eng.)	QCP2978
Stallion 1500	87-10-91	(5K Eng.)	QCP3075
Stallion 1800	11-91 on	(2Y Eng.)	QCP3063
Stallion 2.4 Dsl	9.95 on	(2L Eng.)	QCP4047
TUV 1300	82-87	(4K Eng.)	QCP2135
TUV 1500	85 on	(5K Eng.)	QCP3075
Venture 1800, 2.2	92-95	(2Y, 4Y Eng.)	QCP3063
Venture 2.4 Dsl.	9.95 on	(2L Eng.)	QCP4047

**TRIUMPH** SEE PAGE 44 FOR ILLUSTRATIONS

2000 MKI, II 6 cyl., Chicane, 2.5 Pi	63-75		QCP749•
--------------------------------------	-------	--	---------

**VAUXHALL** SEE PAGE 44 FOR ILLUSTRATIONS

Viva	63-71	(SA Eng.)	QCP786•
------	-------	-----------	---------

• WHILE STOCKS LAST



**VOLKSWAGEN** SEE PAGE 44-45 FOR ILLUSTRATIONS

Fox 1300, 1600	87-94	(Without housing)	QCP2453
		(With housing)	QCP2453A
		(Housing only)	QCP2453HSG
Fox 1.8L, Sport 1800	90-94	(Without housing)	QCP2453
		(With housing)	QCP2453A
		(Housing only)	QCP2453HSG
Golf 1100, 1300	78-82		QCP986
Golf 1300	83-85		QCP1549
Golf 1500 & Dsl. 1600 GLS, GTS	78-85		QCP952
Golf II CSL 1600	85-92	(Without housing)	QCP2453
		(With housing)	QCP2453A
		(Housing only)	QCP2453HSG
Golf II 1800, 2.0L 16V	85-92	(Without housing)	QCP2453
		(With housing)	QCP2453A
		(Housing only)	QCP2453HSG
Golf III 1600, 1800 2.0L Mdls.	92-96	(Without housing)	QCP2453
		(With housing)	QCP2453A
		(Housing only)	QCP2453HSG
Citi Golf 1.4i	2000 on	(Without housing)	QCP2453
		(With housing)	QCP2453A
		(Housing only)	QCP2453HSG
Golf "3" VR6 2.8i V6	93-96	(AAA Eng.)	QCP3155
Golf IV 1.6	99 on		QCP3298
Golf IV 1.8, 1.8T GTi	99 on	(AGN, AGU Eng.)	QCP3306
Golf 1.9 TDi	99 on	(AHF Eng.)	QCP4049
Jetta 1300 GL, GX	80-85		QCP986
Jetta 1500 GLS, GLX	80-85		QCP952
Jetta II 1600 CSL, 1800 CLX, CSX	85-92	(Without housing)	QCP2453
		(With housing)	QCP2453A
		(Housing only)	QCP2453HSG
Jetta 1800 GLi	83-85		QCP1549
Jetta II 1800 CLi	85-92	(Without housing)	QCP2453
		(With housing)	QCP2453A
		(Housing only)	QCP2453HSG
Jetta II 1800 16V	87-91	(Without housing)	QCP2453
Jetta II 1800 16V	87-91	(With housing)	QCP2453A
Jetta II 1800 16V	87-91	(Housing only)	QCP2453HSG
Jetta III 1600, 2.0L Mdls.	92-96	(Without housing)	QCP2453
		(With housing)	QCP2453A





## VOLKSWAGEN SEE PAGE 44-45 FOR ILLUSTRATIONS

<b>Jetta III 1600, 2.0L Mdl.</b>	<b>92-96</b>	(Housing only)	<b>QCP2453HSG</b>
<b>Jetta IV 1.6</b>	<b>99 on</b>		<b>QCP3298</b>
<b>Jetta 1.9 TDi</b>	<b>99 on</b>	(AHF Eng.)	<b>QCP4049</b>
<b>Jetta "3" VR6 2.8i V6</b>	<b>93-96</b>	(AAA Eng.)	<b>QCP3155</b>
<b>Jetta 2.3 V5</b>	<b>99 on</b>	(AGZ Eng.)	<b>QCP3369</b>
<b>Passat 1500, 1600</b>	<b>74-85</b>		<b>QCP952</b>
<b>Passat 1500, 1600 Dsl.</b>	<b>77-84</b>		<b>QCP1549</b>
<b>Passat 1800 CL</b>	<b>84-87</b>	(Without housing)	<b>QCP2453</b>
		(With housing)	<b>QCP2453A</b>
		(Housing only)	<b>QCP2453HSG</b>
<b>Passat 1.9, 2.2</b>	<b>81-87</b>		<b>QCP2083</b>
<b>Polo Classic/Playa 1.4i, 1.6i, 1.8i</b>	<b>96 on</b>	(Without housing)	<b>QCP2453</b>
(AGY,AFX,AFV Eng.)		(With housing)	<b>QCP2453A</b>
		(Housing only)	<b>QCP2453HSG</b>

## VOLKSWAGEN (LDV)

<b>Kombi, Microbus, Caravelle,</b>			
<b>Transporter 1.9 F.I. (water cooled Eng.)</b>	<b>83 on</b>	(with breather pipe, oblong hole)	<b>QCP4037</b>
<b>Kombi 1.9L</b>	<b>85 on</b>	<b>USE</b>	<b>QCP4039</b>
<b>Kombi 2.1L</b>	<b>85 on</b>	(with breather pipe, round hole)	<b>QCP4039</b>
<b>Microbus 1800, Panel Van</b>	<b>90 on</b>	(Without housing)	<b>QCP2453</b>
		(With housing)	<b>QCP2453A</b>
		(Housing only)	<b>QCP2453HSG</b>
<b>Microbus &amp; Caravelle 2.3, 2.5i, 2.6i</b>	<b>91 on</b>		<b>QCP2645</b>
<b>Sharan 1.8 Turbo</b>	<b>99 on</b>	(AJH Eng.)	<b>QCP3306</b>
<b>Sharan 2.8i V6</b>	<b>10.98 on</b>	(AAA Eng.)	<b>QCP3155</b>
<b>Synchro 2.1L OHV</b>	<b>89 on</b>		<b>QCP4039</b>

## VOLVO

<b>S40,S70,V40,V70</b>	<b>99 on</b>		<b>QCP3090</b>
------------------------	--------------	--	----------------

**ADE/MERC**



**QCP7600**

87.5 mm  
impellor



**QCP7604**



**QCP7605**

95 mm  
impellor



**QCP7606**




**QCP7607**

135 mm  
impellor



**QCP7608**

125 mm  
impellor



**QCP7609**

95 mm  
impellor



**QCP7611**

**ALFA**



**QCP982**



**QCP3002**



**QCP4000**



**QCP4030**



**QCP4031**



**QCP7000**

**ASIA**

22 tooth  
hub



**QCP3078**

**AUDI**



**QCP908**



**QCP952**



**QCP2022**

**AUDI**

27 tooth hub



**QCP2083**



**QCP2453**

29 tooth hub



**QCP2645**

29 tooth hub



**QCP3093**



**QCP3212**



**QCP3212BH**

23 tooth hub



**QCP3213**

← no plate as QCP4051



**QCP3306**



**QCP4051**

for double pulley

**BEDFORD**



**QCP935**

**BMC**



**QCP178**



**QCP738**



**QCP968**



**QCP3709P**


**BMW**



**QCP990**



**QCP1559**



**QCP1560**




**QCP2154**

**BMW**



**QCP2358**

131mm



**QCP3067**



**QCP2477**

147mm

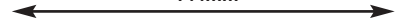


**QCP3069**



**QCP2478**

144mm



**QCP4004**



**QCP4005**




**QCP4029**

**CHEVROLET**



**QCP577A**

8 hole flange  
low bridge



**QCP577C**



**QCP954**



**QCP4898**

4 hole flange  
high bridge



**QCP4992**

**CHRYSLER**



**QCP578**



**QCP7060**

**DAEWOO**

takes QTB463  
timing belt



**QCP2211**

takes QTB463  
timing belt  
19 tooth hub



**QCP2213**

19 tooth  
hub



**QCP2513**

DAEWOO

25 tooth hub



QCP3059

21 tooth hub



QCP4001

DAIHATSU



QCP3052



QCP3052A

DODGE



QCP566



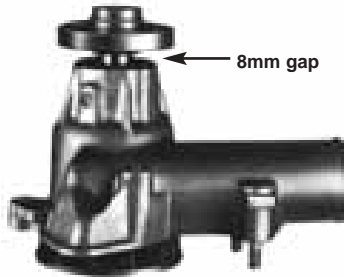
QCP735

FIAT


for pump + housing use QCP2106



QCP766



QCP991



QCP1017

for pump only use QCP766



QCP2106



QCP3207



QCP3208



QCP4006



QCP4007



QCP4032

FORD



QCP121



QCP173




QCP181

FORD



QCP537



with pipe no plate

QCP550



QCP552



QCP592

under development



QCP594



QCP598



QCP730

with pipe and backing plate



QCP932

no pipe with backing plate




QCP933



QCP950



QCP985



68mm hub


QCP987



QCP2031




QCP2085



63.1mm hub

QCP2087

20 tooth hub



QCP2181

20 tooth hub



QCP2304



QCP2468

**FORD**




← threaded

**QCP2525**



**QCP2526**

20 tooth hub



**QCP2527**


20 tooth hub



**QCP2590**



**QCP2599**



**QCP2889**



**QCP2908**



**QCP2990**

22 tooth hub



**QCP3078**



**QCP3079**




**QCP3100**




**QCP3274**

25 tooth hub  
QTB319 belt



**QCP4013**

20 tooth hub  
QTB339 belt



**QCP4017**



**QCP4028**

89mm hub  
aluminium housing



**QCP4044**




**QCP4155**



**QCP4819**

**FORD**



**QCP4932**

8 hole  
hub



**QCP4951**



**QCP4953**

64mm hub



**QCP4960**

68mm hub



**QCP7168**




**QCP7169**



**QCP7170**



**QCP7178**



**HONDA**


19 tooth  
hub

**QCP1481**



**QCP2307**

20 tooth  
hub



**QCP2410**

20 tooth  
hub




**QCP4024**




**QCP4066**

20 tooth  
hub



**QCP4067**

19 tooth  
hub



**QCP7143**



**QCP7148**

19 tooth  
hub



**HYUNDAI**


**QCP2433**



**QCP2704**




under development



QCP2970

QCP2971

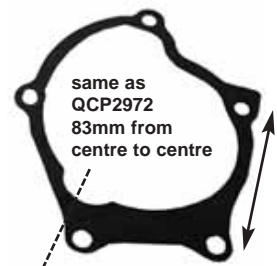
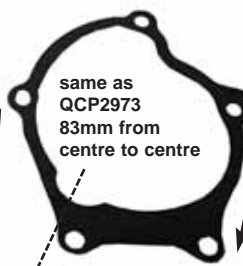
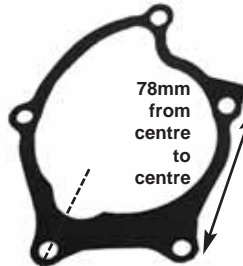
QCP2972



QCP2973

QCP2974

QCP4055



QCP7447

QCP2971

QCP2972


QCP2973



QCP2050

QCP3032

QCP3062



QCP4011

QCP4012

QCP4014



QCP4015

QCP4016

QCP7030

ISUZU



QCP7044



QCP7607

IVECO



QCP1048



QCP2112


under development

PLEASE NOTE OUR DIRECT LINE TO THE ORDER DEPARTMENT IS:  
011 627-2500  
OR E. MAIL  
peter.raubenheimer@ci-automotive.com

LANDROVER



QCP216



QCP1086




QCP2580



QCP2584



QCP2585



QCP2586



QCP2614

24 tooth hub



QCP2743



QCP3125



QCP4029

LEYLAND



QCP568

MASSEY FERG



QCP521



QCP522

MASSEY FERG



QCP950



QCP961

MAZDA



QCP121



QCP904

with pipe and backing plate



QCP932

no pipe and with backing plate



QCP933

20 tooth hub square tooth



QCP1401



QCP2023




QCP2051



QCP2468

20 tooth hub



QCP2527

20 tooth hub half round tooth



QCP2590



QCP2599



QCP3044

22 tooth hub



QCP3078



QCP3079



QCP3500


25 tooth hub QTB319 timing belt




QCP4013

**MAZDA**

20 tooth hub  
QTB339 timing belt



**QCP4017**



**QCP4044**



**QCP7134**



**QCP7135**



**QCP7139**



**QCP7168**

64mm hub



**QCP7169**

68mm hub



**QCP7170**



**QCP7171**



**QCP7178**

**MERCEDES**




**QCP994**

4 hole hub



**QCP995**




**QCP1408**



**QCP1435**



**QCP1550**



**QCP2350**



**QCP2354**




**QCP2376**

**MERCEDES**




**QCP3105**




**QCP4002**



**QCP4003**



**QCP4025**




**QCP4027**



**QCP4033**



**QCP4034**



**QCP4035**



**QCP7600**

87.5mm  
impellor



**QCP7604**



**QCP7605**

95 mm  
impellor



**QCP7606**



**QCP7607**

135 mm  
impellor



**QCP7608**

125 mm  
impellor



**QCP7609**

95 mm  
impellor



**QCP7611**

**MITSUBISHI**




**QCP2023**



**QCP2024**

**mitsubishi**



**QCP2031**



**QCP2433**



**QCP2509**




**QCP2704**




**QCP2830**



**QCP2908**



**QCP4036**



**QCP4044**



**QCP4065**




**QCP4068**



**QCP4069**



**QCP4070**



**QCP4071**



**QCP4072**



**QCP7317**

**NISSAN**



**QCP597**



**QCP752**



**QCP754**



QCP788



QCP2328



QCP2612



QCP3011



QCP3048

clutch diam.  
106mm




QCP3049

clutch diam.  
135mm



QCP3050

clutch diam.  
135mm



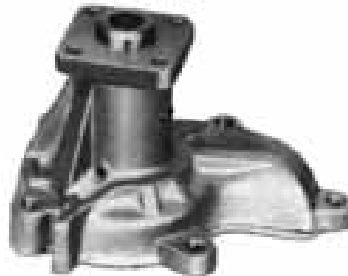
QCP4008



QCP4009



QCP4010



QCP4019



QCP4020



QCP4022



QCP4023



QCP4026



QCP4058

UNDER DEVELOPMENT



QCP4062

QCP4063

**NISSAN**



**QCP7069**




**QCP7071**



**QCP7072**

clutch diam.  
144mm



**QCP7075**




**QCP7077**



**QCP7078**

**OPEL**



**QCP541**




**QCP786**

hub diam. 62mm  
hub ID 20mm  
19 tooth  
QTB314 t. belt



**QCP1350**



**QCP2062**



**QCP2100**

hub diam. 68mm  
hub ID 21mm  
21 tooth  
QTB185 t. belt



**QCP2189**



**QCP2300**



**QCP2300AC**

hub diam. 62mm  
hub ID 18mm  
19 tooth  
QTB128 t. belt



**QCP2471**

hub diam. 68mm  
hub ID 21mm  
21 tooth  
QTB185 t. belt  
with plate



**QCP2512**

hub diam. 62mm  
hub ID 20mm  
19 tooth  
QTB192 t. belt  
with plate



**QCP2513**

hub diam. 65mm  
hub ID 21mm  
25 tooth  
QTB380 t. belt  
8 valve



**QCP3058**



**OPEL**

hub diam. 65mm  
hub ID 26mm  
25 tooth  
QTB381or  
QTB423 t. belt  
16 valve



**QCP3059**

hub diam. 62mm  
hub ID 21mm  
23 tooth  
QTB588 t. belt



**QCP3084**



**QCP3168**

hub diam. 63mm  
hub ID 21mm  
23 tooth  
QTB588 t. belt



**QCP3386**

hub diam. 68mm  
hub ID 26mm  
21 tooth  
QTB242 t. belt




**QCP4001**

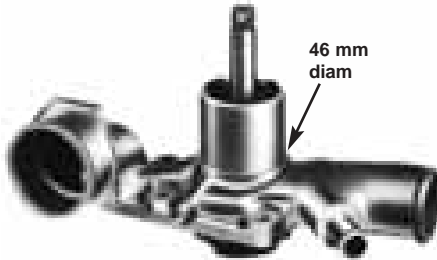


**QCP7348**

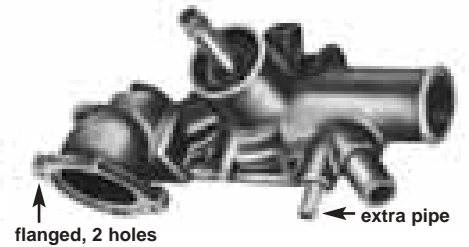
**PEUGEOT**



**QCP566**



**QCP567**



**QCP2344**

**RENAULT**



**QCP957**




**QCP2466**



**QCP2661**

20 tooth  
hub



**QCP3227**



**QCP3228**



**QCP3299**

**ROVER**




**QCP2095**

**SSANG YONG**



**QCP1435**

**SUZUKI**



**QCP2950**

SUZUKI



QCP2991



QCP3036


PLEASE NOTE OUR DIRECT LINE TO THE ORDER DEPARTMENT IS: 011 627-2500 OR E. MAIL peter.raubenheimer@ci-automotive.com

TOYOTA




QCP759

clutch diam. 112.5mm



QCP759LVC

clutch diam. 99mm



QCP759SVC



QCP797



QCP798




QCP959



QCP1013



QCP2025



QCP2027

hub diam. 44.5mm



QCP2028



QCP2135



QCP2172


23 tooth hub



QCP2597



QCP2613



QCP2978



QCP3020

hub diam.  
70mm



QCP3030

clutch diam.  
122.5mm




QCP3041



QCP3046

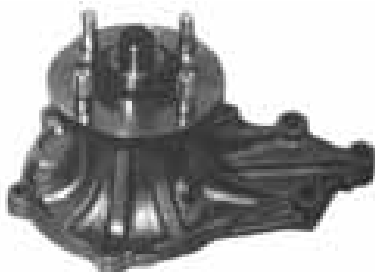


QCP3063



tapped  
hole  
and lip  
not raised  
from  
body

QCP3071




QCP3072



QCP3073



QCP3074



QCP3075



QCP3076


hub diam.  
64mm



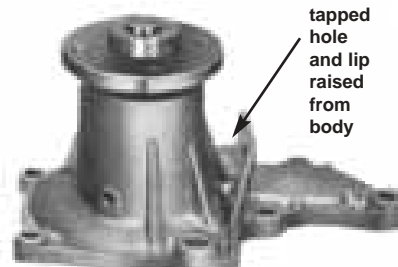
QCP3077



QCP3081




QCP3189



tapped  
hole  
and lip  
raised  
from  
body

QCP4018



QCP4021



QCP4040


hub  
68mm



QCP4041




QCP4042



QCP4043



QCP4045



QCP4046



QCP4047



QCP4048



QCP4050



QCP4052



QCP4053



QCP4054



QCP4056



QCP4057



QCP7245



QCP7247



QCP7251

79 mm hub



QCP7279

68 mm hub



QCP7281




QCP7330

TOYOTA




QCP7384



QCP7392



QCP7396



QCP7398

TRIUMPH




QCP749

VAUXHALL



QCP786

VOLKSWAGEN



QCP952

27 tooth hub



QCP986



QCP1549

27 tooth hub



QCP2083



QCP2453



QCP2453A

29 tooth hub



QCP2453HSG



QCP2645



QCP3155

23 tooth hub



QCP3298

23 tooth hub



QCP3306



QCP3369

**VOLKSWAGEN**

supplied with  
breather pipe  
oblong hole



**QCP4037**

supplied with  
breather pipe  
round hole



**QCP4039**

19 tooth  
hub



**QCP4049**

**VOLVO**



**QCP3090**

**LATE ADDITION**

**FORD**



**QCP7954**